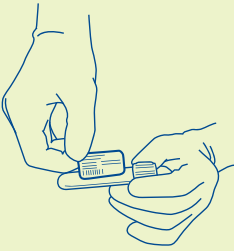

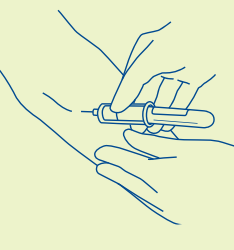
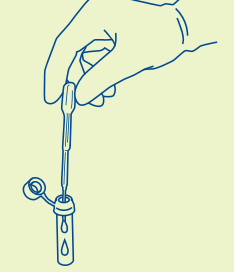
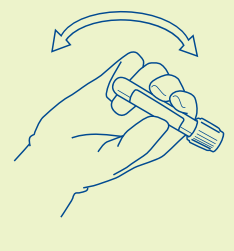
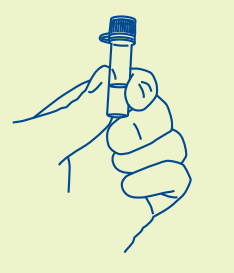
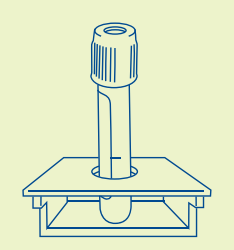





SAMPLE COLLECTION INSTRUCTIONS

FOR QUESTIONS, ASSISTANCE OR DRY ICE DELIVERY,
CALL THE VERISTRAT SUPPORT HOTLINE AT 866-432-5930

✓ Confirm **5 lb of dry ice** is present. Call **866-432-5930** for delivery.

1		<p>Attach completed patient ID labels to SST tube, Test Request Form and cryovial.</p>	5		<p>Spin in centrifuge @ 1,000-1,300g for 10-15 minutes only.</p>
2		<p>Draw 3 ml of blood. Blood collection materials must be anticoagulant-free.</p>	6		<p>Without disturbing clot or gel layer, transfer 2 drops only of serum to cryovial.</p>
3		<p>Gently invert SST tube 5 times.</p>	7		<p>Verify serum is light yellow in color. Pink or reddish serum indicates sample has hemolyzed and must be redrawn.</p>
4		<p>Allow SST tube to rest for 30 minutes in upright position at room temperature.</p>	8		<p>If sample cannot be immediately shipped, store in -80° freezer or on dry ice. Sample must be shipped within 7 days of collection.</p>

